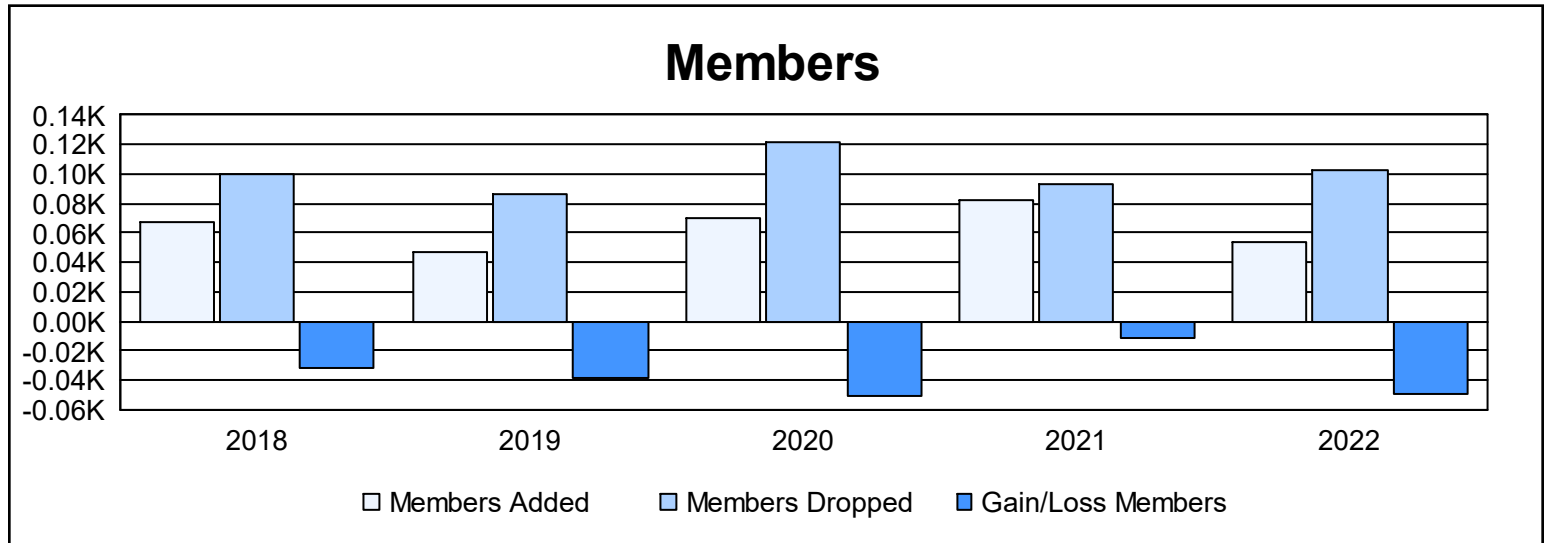
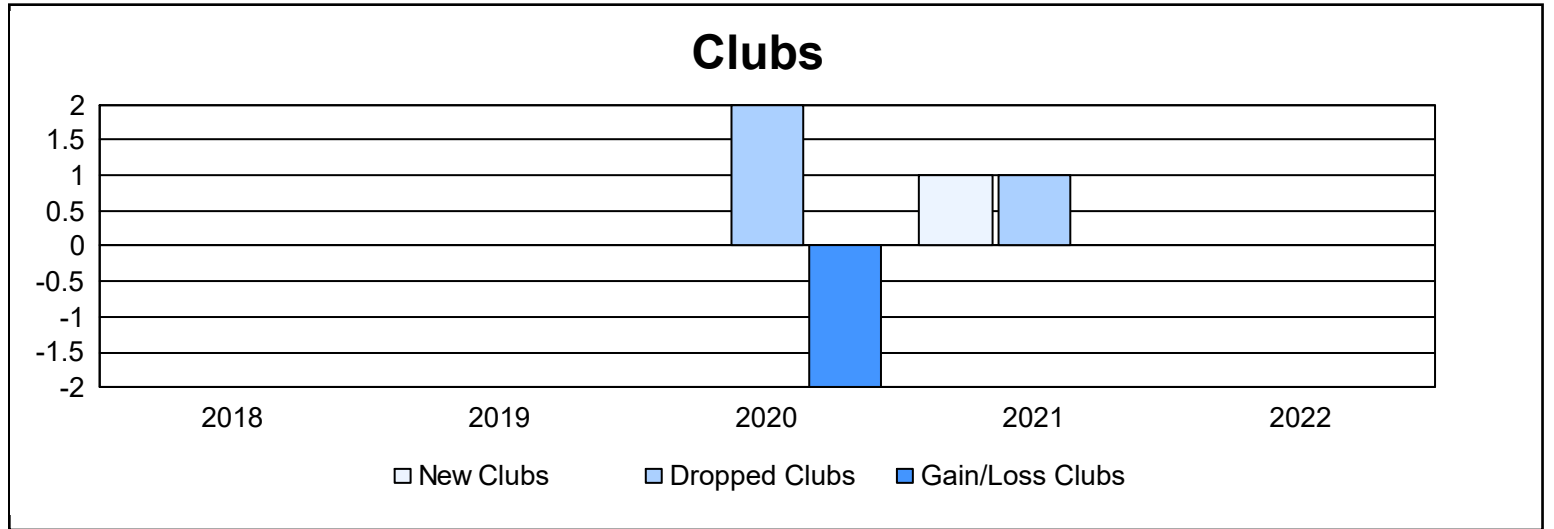
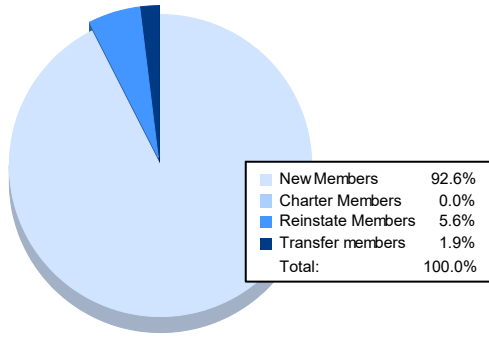


| Year | New Clubs | Dropped Clubs | Gain/ Loss Clubs | New Members | Charter Members | Reinstate Members | Transfer Members | Total Member Added | Total Members Dropped | Gain/ Loss Members |
|----------------|-----------|---------------|------------------|-------------|-----------------|-------------------|------------------|--------------------|-----------------------|--------------------|
| 2017-2018 | 0 | 0 | 0 | 61 | 0 | 0 | 7 | 68 | 100 | -32 |
| 2018-2019 | 0 | 0 | 0 | 41 | 0 | 3 | 3 | 47 | 86 | -39 |
| 2019-2020 | 0 | 2 | -2 | 61 | 0 | 1 | 8 | 70 | 121 | -51 |
| 2020-2021 | 1 | 1 | 0 | 53 | 21 | 7 | 1 | 82 | 93 | -11 |
| 2021-2022 | 0 | 0 | 0 | 50 | 0 | 3 | 1 | 54 | 103 | -49 |
| Average | 0 | 1 | 0 | 53 | 4 | 3 | 4 | 64 | 101 | -36 |



Membership Composition June 2022 Cumulative



Gender Composition June 2022 Cumulative

